



Professionals and parents to Act Towards a
Holistic or Whole Approach for early Years education

Training Needs Assessment



Training needs assessment: Why and how?

▶ Why?

- ▶ To collect ECEC professionals' training needs to inform the development of the Pathways **Training Curriculum**



- ▶ It aims to promote **inclusiveness, digital** and **green environments** in ECEC professionals' practices while focusing on **cooperation with parents**

▶ How?

- ▶ **Online questionnaire**
- ▶ Translated and shared by Pathways' Partners among ECEC professionals in **Italy, Lithuania, Romania and Serbia**
- ▶ Administered during March 2023

Training needs assessment: Who?

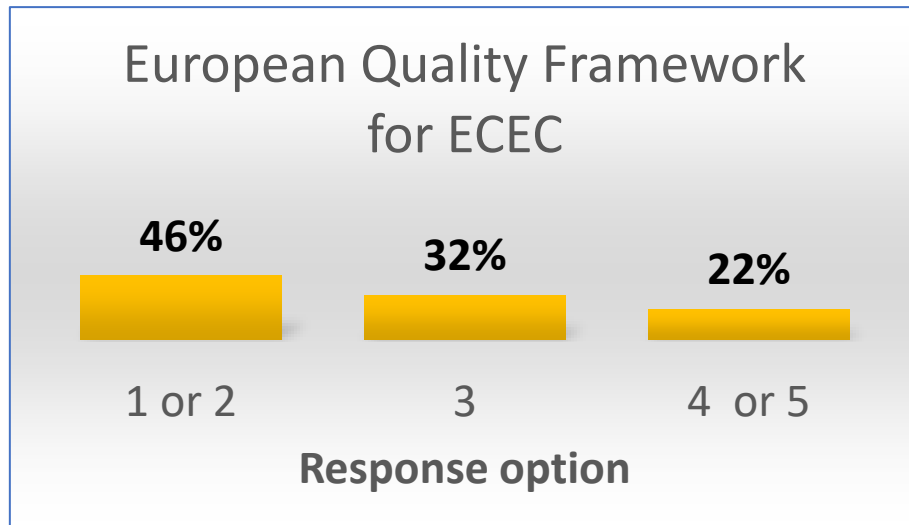
- ▶ **Number** of participants (the aim was at least 120 in total)

Italy	Lithuania	Romania	Serbia	Total
34	36	62	57	189

- ▶ **Profession** (considering the total number of participants)
 - ▶ Educator/pre-school teachers: 75%
 - ▶ Romania: 90% Serbia: 83% Italy: 68% Lithuania: 42%
 - ▶ ECEC setting managers: 5%
 - ▶ Auxiliary staff: 1%
 - ▶ Educational professionals (other than the previous): 11%
 - ▶ Other: 8%
- ▶ **Gender:** All indicated female

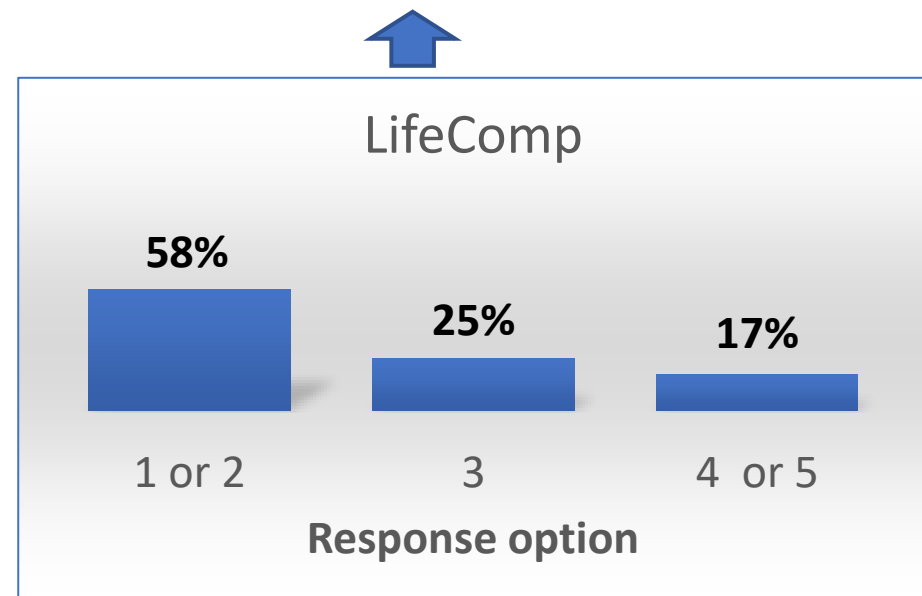
How familiar with European frameworks?

Percentage of participants selecting each response option (N=189; all countries)

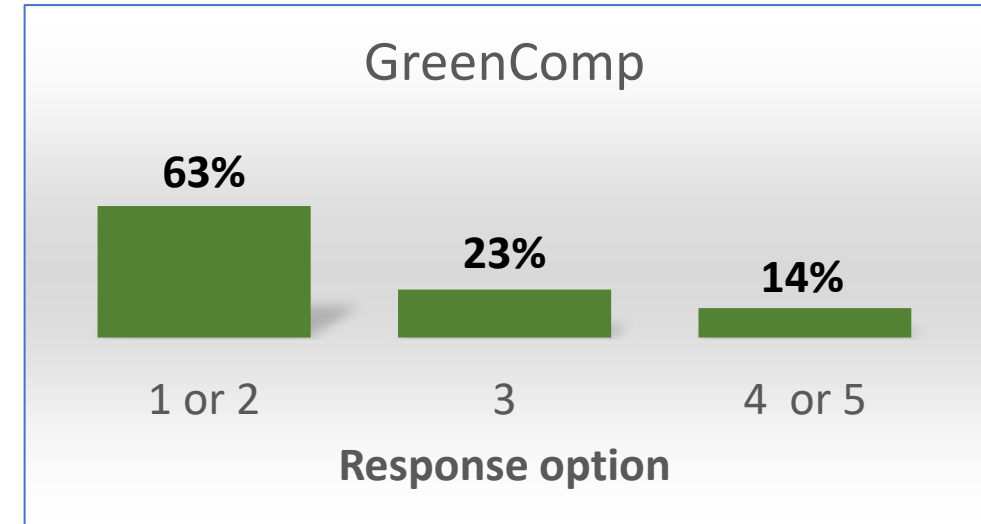
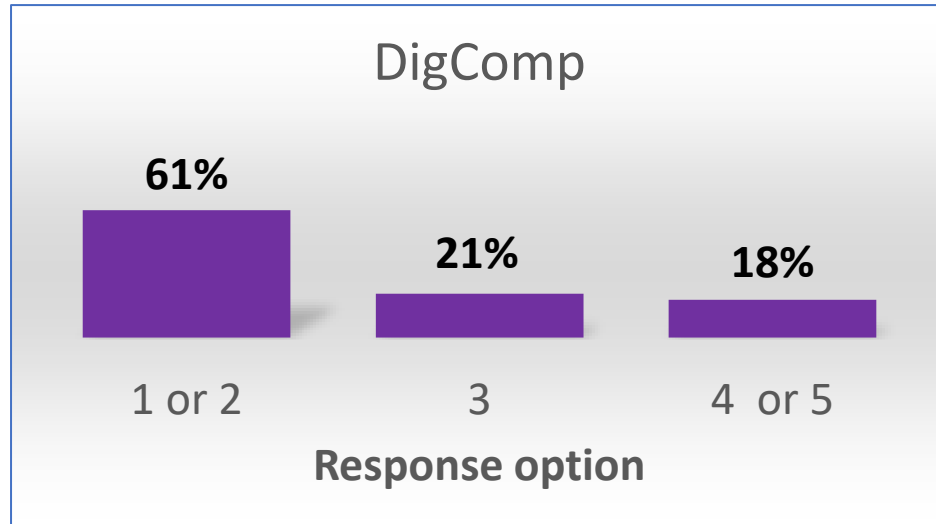


▶ The most frequent response corresponded to 1 or 2 (**low familiarity**), followed by 3 (**medium familiarity**)

▶ Same most frequent responses across countries



How familiar with European frameworks?



- ▶ The most frequent response corresponded to 1 or 2 (**low familiarity**)
 - ▶ Same most frequent response across countries
 - ▶ The second most frequent response was:
 - ▶ 3 (**medium familiarity**) in **Italy, Lithuania, and Serbia**
 - ▶ 4 or 5 (**high familiarity**) in **Romania**

Inclusive environments: Which conditions?

*Which conditions can be linked to challenges you face in your daily practice?
Check all that apply*

Percentage of participants selecting each response option (N=189)


Response options	%
Additional/special needs	74%
Socio-economic difficulties	37%
Diverse cultural backgrounds	35%
Gender stereotypes	14%
None of the above	11%
Other	1%

Same order of percentages across countries with two exceptions:

- **Italy:** More participants selected “**Diverse cultural backgrounds**” (59%) than “**Socio-economic difficulties**” (41%)
- **Romania:** More participants selected “**None of the above**” (15%) than “**Gender stereotypes**” (3%)

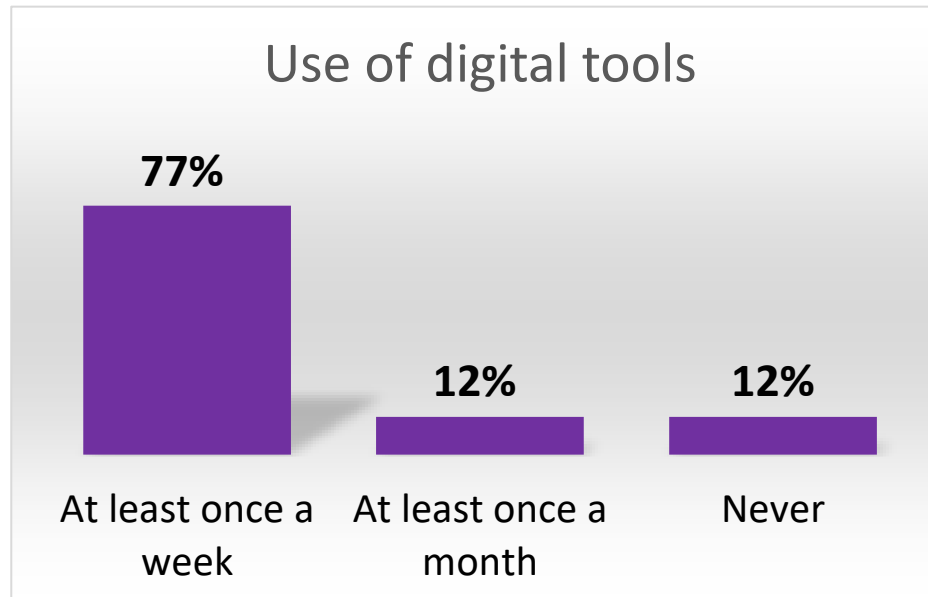


Digital environments: When are they used?



Do you make use of any digital technology and/or tool in your daily practice? (i.e. tablets, interactive boards; YouTube videos, platforms for animation etc.). Mark only one.

Percentage of participants selecting each response option (N=189)



- 65% of participants reported using digital tools **with parents** (Yes/No question)

Most participants in each country selected “At least once a week”, except:

- **Italy**: Never: 41%; At least once a week: 38%; At least once a month: 21%
 - Also, the only country where most participants reported not using digital tools with parents (59%)

Digital environments: Which tools in daily practice?

Animation (14) Articles (1) Bookmaker (1) Canva (1)
Computer (68) Copier (1) Drive (1) Educational-
platforms (3) Email (1) Explore (1) Files (1) Google (3) GoogleClassroom (1)
Interactive-Boards (29) Internet (1) LIM (1)
MeetApp (1) Moodle (1) **Multimedia** (11) Music (1) org (1) Padlet (4)
Panels (1) Photographs (2) Platforms (4) Powerpoint (5)
Projector (20) Robots (3) Sites (1) SmartTV (2) Social-networks (1)
Software (1) Song-platforms (1) Speakers (1) **Tablet** (28)
Telephone (13) Tools (7) TV (1) Twinkl (3)
videos (15) Whatsapp (1) Wordwall (4)
You Tube (86)

Digital environments: Which tools with parents?

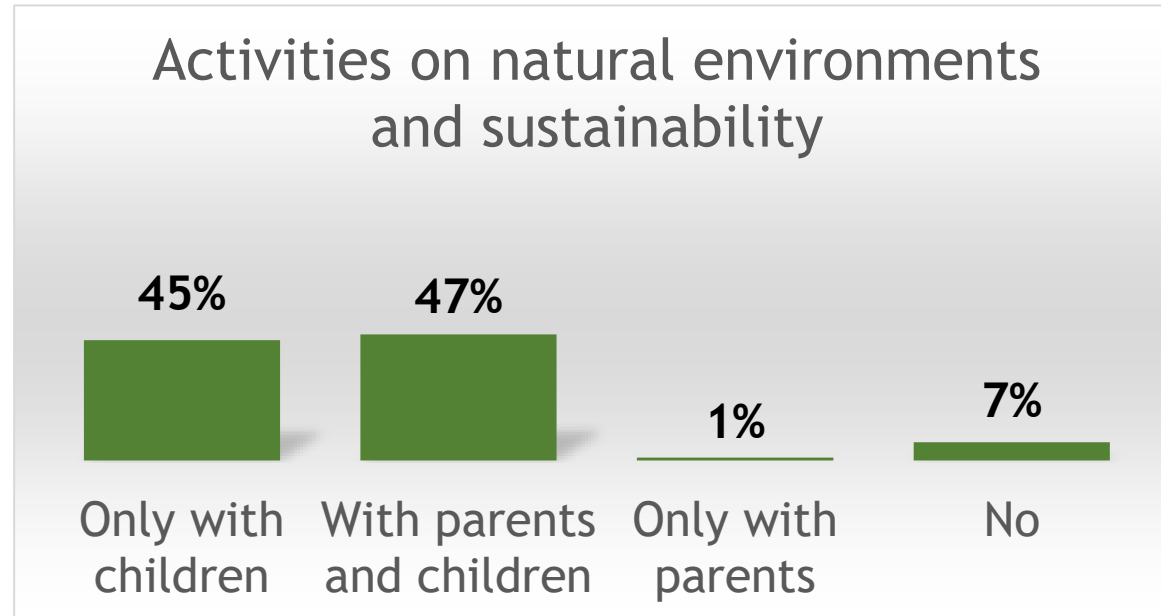
Bookmaker (3) Canva (2) Chat (1) **Computer**
(36) Electronic-diary (1) **Email** (11) Facebook (3) Google (1) GoogleDrive
(1) GoogleForms (3) **GoogleMeet** (5) Information-sharing
(2) **Interactive-board** (6) Kidapp (1) Kinderpedia-platform (1)
Messenger (5) **Multimedia** (6) Office (1) Online-diary (1)
Online-meetings (1) Online-resources (1) **Padlet** (11) Photographs
(4) Platform (1) PowerPoint (3) **Projector** (26)
QRCodes (1) Quizzes (1) Social-networks (1) Tablet (3) **Telephone**
(16) **Viber** (17) **Videos** (6) Website (1) **WhatsApp**
(8) **Youtube** (6) Zoom (2)

Green environments: Are activities organised?



Do you organise activities to promote awareness about the importance of the natural environments and sustainability? Mark only one.

Percentage of participants selecting each response option (N=189)



- **Italy** and **Lithuania**: similar percentages for "Only with children" and "With parents and children"
- **Romania**: Activities only with children (35%) were **less frequent** than with parents and children (65%)
- **Serbia**: Activities only with children (53%) were **more frequent** than with parents and children (32%)

Cooperation with parents: Which learning aspects?

*What learning aspect you would like to improve to strengthen the cooperation with parents?
Check all that apply*

Percentage of participants selecting each response option (N=189)

Response options	%	
Meaningful engagement and communication	67%	➔ Selected by most participants (>50%) in all countries.
Cooperation or co-construction of the implementation	54%	➔ Selected by most participants in all countries except Romania (36%)
Building parent's capacity / supporting parenthood	51%	➔ Selected by most participants in all countries except Lithuania (28%)
Informing parents	24%	
Advocacy	15%	
None of the above	2%	
Other	1%	

Cooperation with parents: Which challenges?

What is the most challenging aspect you face in approaching or involving parents?

Engagement and communication: 34%

Most of the time the fact that they are not responsive (Romania)

Make them an active and take part not only during workshops, but also make them participate throughout the year (Italy)

Parents' lack of **time** or suitable schedule: 26%

Parents do not have time, do not want additional activities (Lithuania)

Cooperation or co-construction of the implementation: 19%

Development of partnership, creating conditions for joint action (Serbia)

Cooperation with parents: Which challenges?

Parents' lack of **interest/motivation**: 15%

Raising **awareness**: 12%

Building **parent's capacity / supporting** parenthood: 10%

Do **not know**/No answer: 8%

Nothing: 7%

Building a **trusting relationship**: 7%


Inclusion: 6%

Different **parents' views**: 5%

Lack of **time** (not specified regarding who): 3%

Advocacy: 2%

Organisational aspects: 2%





Professionals and parents to Act Towards a Holistic or Whole Approach for early YearS education



Co-funded by
the European Union



FORMA.Azio



GRĂDINIȚA CU PROGRAM
"SCUȚIȚA ROȘIE" ALB

LŠMP

Lietuvos švietimo ir
mokslų profesionalų sąjunga



PoMoć DECI

1 2 9 0

UNIVERSIDADE DE
COIMBRA

DISCLAIMER

Funded by the European Union. Views and opinions expressed are however those of the author(s) only and do not necessarily reflect those of the European Union or the European Education and Culture Executive Agency (EACEA). Neither the European Union nor EACEA can be held responsible for them.